

How to pay online school fees using Laptop/Desktop/Smartphone

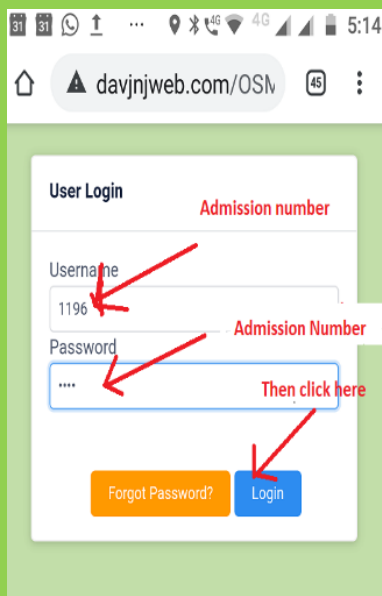
(If you are unable to do it by yourself, you can also pay in the school office with your Debit Card)

[Click here](#) for the video Online Payment Tutorial

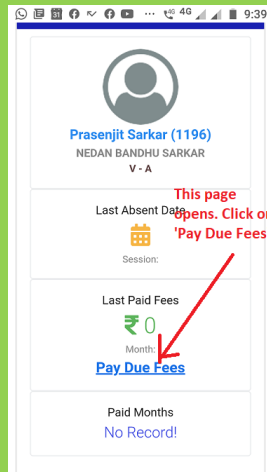
Step 1:- Open www.davjnweb.com and scroll down to **USER LOGIN**



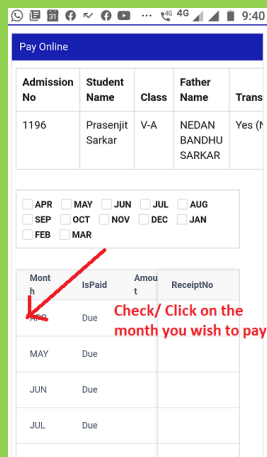
Step 2:- In the **User Name**, type your **Admission number** and **password** is also your admission number. Then click **Log in**.



Step 3:- In this page click on 'Pay Due Fees'



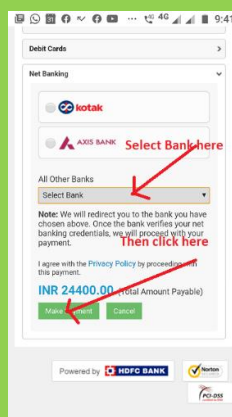
Step 4:- Check your Due Fees. Check the box (-es) of the Month(s) that you wish to pay. You can only pay fees of Months when earlier dues are cleared. Scroll down and click the button 'Pay'



Step 5:- Select any one the 03 options that you wish to use-

Credit card / Debit Card (ATM Card) /Net Banking

Step 6:- For Credit card and Debit card, you need to provide the card details. For Net banking, you need to select your bank and then click 'Make Payment'



Step 7:- You will be sent an OTP by your BANK to your registered mobile number. Type that OTP In the next window and complete the transaction